

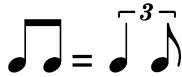
Swing Symbol and Swing Playback



Click the Tempo Palette in the right hand zone



then scroll down to “Tempo Equation”. One thing you will not see there is the symbol for swing.

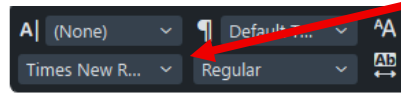


Strange but true – the swing symbol is not included in Dorico. There are two text fonts which can work with Dorico to create it: MusGlyphs and Metrico. MusGlyphs is available from [NotationCentral.com](https://www.notationcentral.com) – free, suggested donation \$10US. Metrico is available from [GitHub.com](https://github.com) – free download.

Once you have the font(s) installed:

- Shift-x to create System Text.
- Type one of the following key combinations.
 - For MusGlyphs: ee=qe3
 - For Metrico: ee=3qe
- Double click next to the letters, then highlight the text you’ve typed.

- Select Metrico or MusGlyphs from the drop down menu. The letters will change to the swing symbol.



ee=3qe

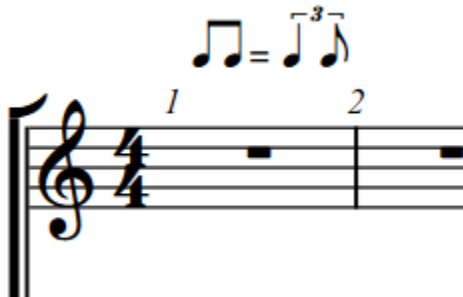


- . The letters will change to the swing symbol.

Both fonts can be made larger or smaller, just as you would with any other font.

Examples

This one was created in MusGlyphs. (ee=qe3)

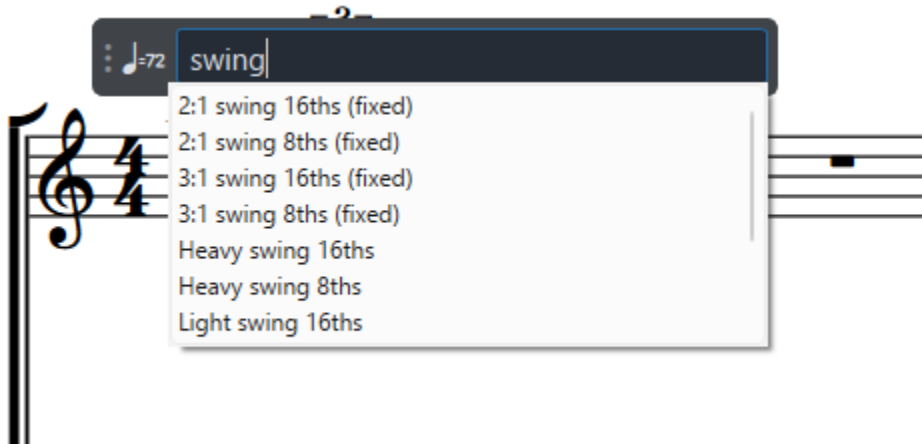


This one was created in Metrico (ee=3qe)



Both MusGlyphs and Metrico will also work in Microsoft Word and any other word processing program that supports Open Type features.

Because MusGlyphs and Metrico are text fonts they have no effect on playback. To get swing playback, select the measure where you want the swing playback to start, then press Shift-T (for tempo). In the popover, type the word: swing. Select from the list of choices. I normally use 2:1 swing 8ths.



If you have signposts turned on (View Menu / Signposts / Hide Signposts – unchecking will make them visible) you'll see a signpost showing whatever swing value you've chosen.

